

Suspended luminaire/light run feed luminaire - Micro-prismatic diffuser - direct/indirect distribution

Powder-coated steel sheet enclosure; rectangular cross section; Housing colour traffic white RAL 9016; Micro prism pane in "multilayer" technology, Light distribution direct/indirect distribution by means of Micro-prismatic diffuser of PMMA, Homogeneous light distribution; glare reduction through micro prism pane with special "multilayer" technology and optimised light deflecting foil; Suitable for VDU workstations,  $65^\circ < 3000 \text{ cd/m}^2$  omnidirectional glare reduction in accordance with current DIN-EN 12464-1 standard, UGR (4H/8H) 16.1. Electrical connection via integrated white connection cable  $3 \times 0.75 \text{ mm}^2$ , length 1900mm, stripped cable ends. The ETM levels can easily be adjusted from the top of the luminaire. Complete height-adjustable suspension set included in the scope of delivery.

## CHARACTERISTICS

Order number	65723014170
EAN number	4020863479467
Commodity code	94051190
Certification mark	IP 20, Protection class I, VDU $65^\circ < 3000$ , ENEC10 VDE, F, Indoor, CE
Impact resistance (IK rating)	IK03
Ambient temperatur	ta 25°C
Warranty period	5 years
State funding programs	BEG - Federal funding for efficient buildings (valid only for Germany)

## ELECTRICAL ENGINEERING

Controller	Electronic multi-lumen driver, 4-steps (1 pcs.)
System output	38W-21W
Mains voltage	230V/50Hz
Circuit breakers (inrush current)	22 pieces/B10, 34 pieces/B16, 33 pieces/C10, 54 pieces/C16
Energy efficiency class/light source	C

## LIGHTING TECHNOLOGY

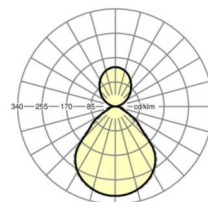
Placement	LED, Colour rendering/Light colour CRI $\geq 80 / 3000\text{K}$
Colour tolerance (MacAdam)	3SDCM
Photobiological safety (Luminaire)	RGO
Nominal luminous flux/switching steps (EDM)	4800lm/38W, 4200lm/32W, 3600lm/26W, 2900lm/21W
LED service life	70000h L80/B10 (Tq 25°C), 50000h L90/B50 (Tq 25°C)
Luminaire luminous efficiency	140lm/W-128lm/W
UGR lat./long.	15.8 / 16.1 (38W)

## MECHANICS

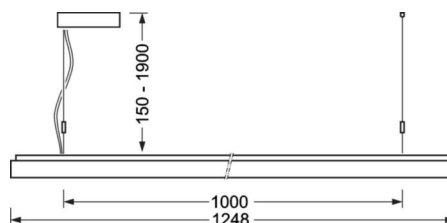
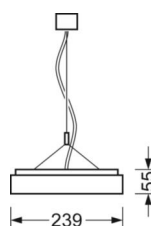
Housing colour	traffic white RAL 9016
Dimensions (LxWxH/DxH)	1248mm x 239mm x 55mm
Weight (net)	7kg
Type of installation	Pendant individual mounting, Pendant light strip mounting

## DEEP-LINK

<https://www.regiolum.de/en/article/65723014170>



Reference	LED 4800lm/38W 830
$\eta_{LB}$	100 %
$\Phi_{\downarrow/\uparrow}$	67 % / 33 %
UGR lat./long.	15.8 / 16.1
VDU	$65^\circ < 3000 \text{ cd/m}^2$



## Dimensions

---

<b>L</b>	1248 mm	Length
<b>B</b>	239 mm	Width
<b>H</b>	55 mm	Height
<b>A1</b>	1000 mm	Mounting distance single mounting
<b>A2</b>	1123 mm	Mounting distance 1st luminaire of the light run
<b>A3</b>	1248 mm	Mounting distance between luminaires in a light run arrangement
<b>P min</b>	150 mm	Minimum suspension length
<b>P max</b>	1900 mm	Maximum suspension length

---